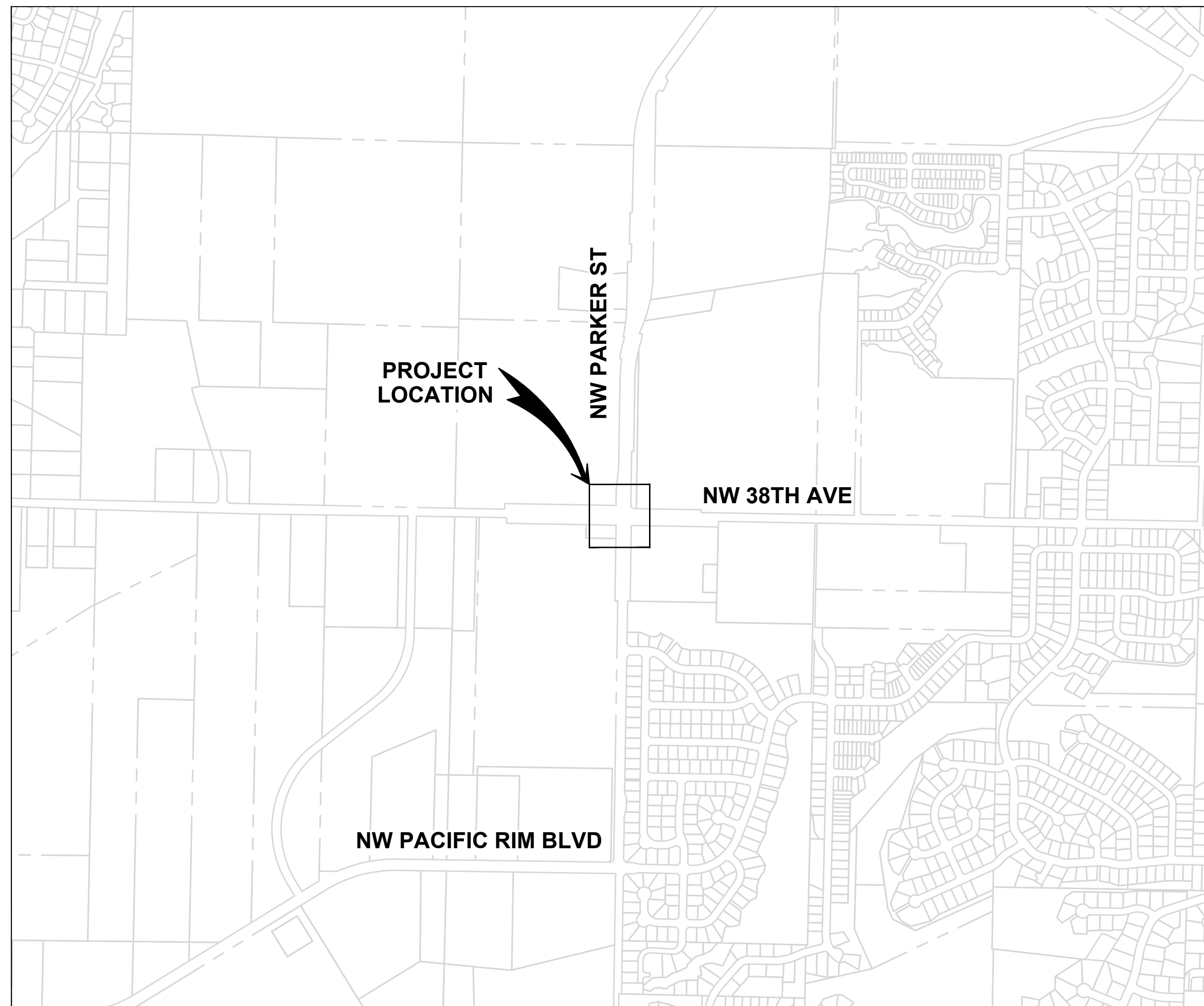


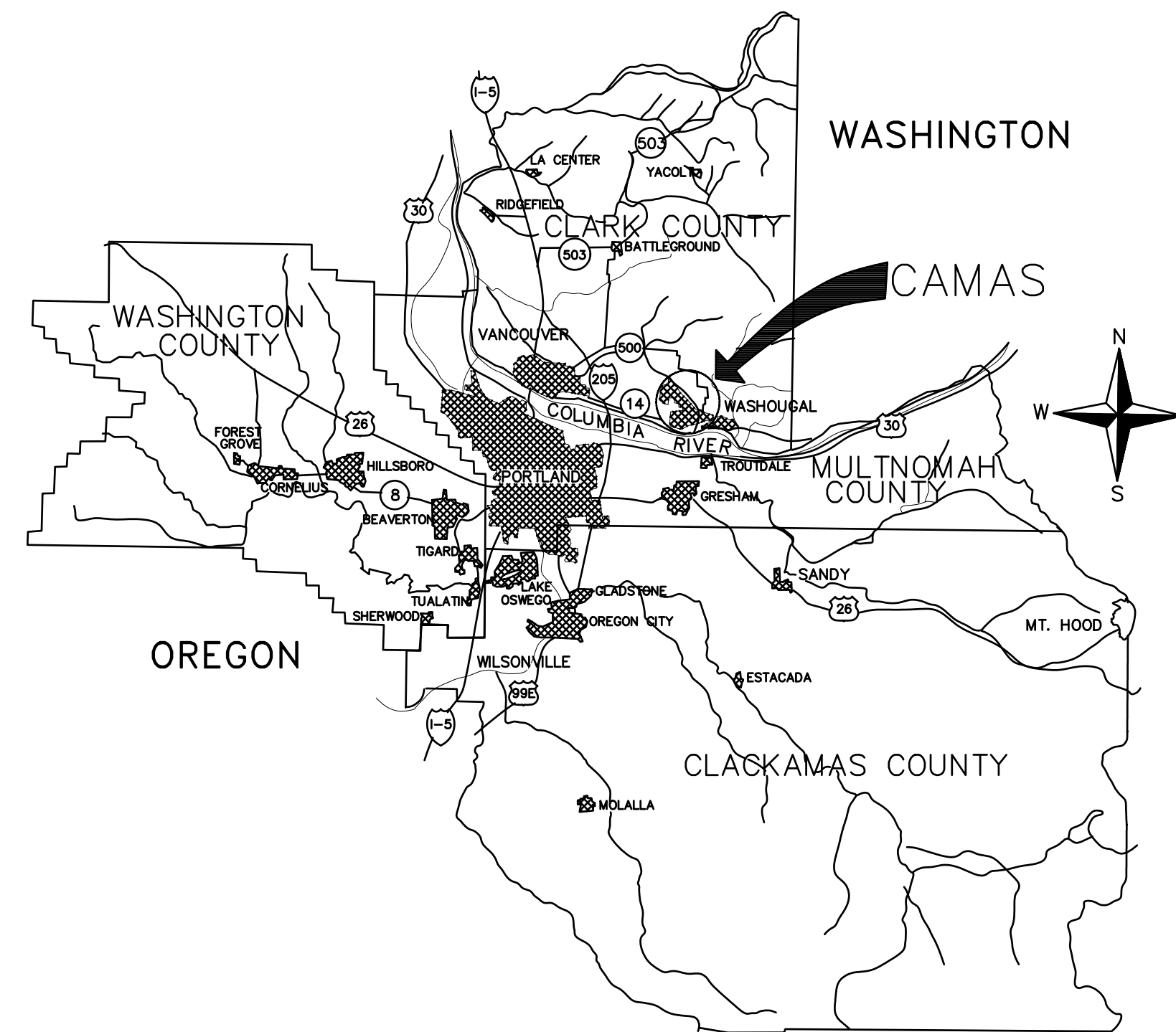


NW 38TH AVENUE AND NW PARKER STREET SIGNAL CABINET REPLACEMENT

CALL
2 BUSINESS DAYS
BEFORE YOU DIG
1-800-424-5555
"it's the law"
CLARK COUNTY UTILITIES COORDINATING COUNCIL



PLAN - LOCATION MAP
NTS



PLAN - VICINITY MAP
NTS



SHEET INDEX

SHEET	DESCRIPTION
1.	COVER/VICINITY MAP
2.	NOTES/LEGEND
3.	SIGNAL REMOVAL PLAN
4.	SIGNAL MODIFICATIONS PLAN
5.	WIRING SCHEDULE
6.	SIGNAL DETAILS
7.	SIGNAL DETAILS
8.	TEMP. TRAF. CONTROL PLAN

CITY OF CAMAS			
Signed by: <i>James E. Carothers</i> CITY ENGINEER		6/26/2026 DATE	
REVISION NO.	SHEETS AFFECTED	INITIAL APPROVAL	DATE

DATES	
DESIGN DATE:	6/17/2026
AS-BUILT DATE:	
HORIZONTAL:	AS SHOWN
VERTICAL:	N/A
CONTACTS:	
DESIGNED BY:	C-HILDNER
APPROVED BY:	S. BOICE
PROJ. ENGR.:	A. WESTERSUND



PUBLIC WORKS DEPARTMENT
ENGINEERING DIVISION
NW 38TH AVE. AND NW PARKER ST.
SIGNAL CABINET REPLACEMENT
COVER SHEET



CAMAS PROJECT NUMBER STR23012	
STATUS	PAGE
<input type="checkbox"/> DRAFT	1 OF 8
<input checked="" type="checkbox"/> CONSTRUCTION	
<input type="checkbox"/> AS-BUILT	
CAMAS DRAWING NUMBER CV01	
CAMAS CATALOG NUMBER	



GENERAL NOTES

1. THE LOCATIONS OF FEATURES AND UTILITIES SHOWN ARE APPROXIMATE AND SHALL BE VERIFIED IN THE FIELD BY THE CONTRACTOR.
2. ALL WORK IN THE SIGNAL CONTROLLER CABINETS AND COMMUNICATION CABINETS SHALL BE SCHEDULED IN ADVANCE IN ACCORDANCE WITH THE SPECIAL PROVISIONS.
3. CONTRACTOR SHALL CONFIRM EQUIPMENT MOUNTING LOCATION IN EXISTING CABINETS WITH JURISDICTION AND MOUNTING HARDWARE REQUIREMENTS WITH MANUFACTURER PRIOR TO FURNISHING EQUIPMENT.
4. CONTRACTOR SHALL INSTALL AND FURNISH ALL NEW MATERIALS SHOWN ON THE PLANS, EXCEPT AS NOTED.
5. THE CONTRACTOR SHALL MAINTAIN AND PROTECT ALL EXISTING SIGNAL SYSTEM INFRASTRUCTURE INCLUDING, BUT NOT LIMITED TO, COMMUNICATIONS EQUIPMENT AND CABLING, SIGNAL CONTROLLER CABINET EQUIPMENT AND CABLING, AND VEHICLE DETECTION EQUIPMENT AND CABLING, UNLESS OTHERWISE NOTED.
6. CONTRACTOR TO FURNISH A TENT TO PROTECT CABINET AND CABINET EQUIPMENT WHEN WORKING DURING OR FORECASTED PRECIPITATION WEATHER CONDITIONS.
7. ONLY EQUIPMENT WITH RUBBER TIRES OR SMOOTH TRACKS WILL BE ALLOWED ON THE FINISHED ROADS OR ROAD SURFACES WHICH ARE NOT TO BE RECONSTRUCTED AS A PART OF THIS PROJECT. TRACKS WITH CLEATS OR OTHER DEVICES WHICH DAMAGE THE ROAD SURFACING WILL NOT BE ALLOWED. ALL OUTRIGGERS SHALL BE EQUIPPED WITH STREET PADS.
8. ALONG THE STREET TO BE IMPROVED, THERE ARE PRIVATELY OWNED IMPROVEMENTS ON THE PROPERTIES ABUTTING THE RIGHT-OF-WAY. EVEN THOUGH ALL REASONABLE PRECAUTION IS TO BE TAKEN BY THE CONTRACTOR, THESE IMPROVEMENTS MAY IN SOME INSTANCES BE DAMAGED. IN THE EVENT SUCH OCCURS, AND CLAIMS FOR DAMAGES ARE FILED BY THE INDIVIDUALS, THE CONTRACTING AGENCY WILL REQUEST THAT THE CONTRACTOR GIVE EVIDENCE THAT HE HAS REQUESTED HIS INSURANCE COMPANY TO MAKE PERSONAL CONTACT WITH THE CLAIMANT. ANY SETTLEMENT FOR INSURANCE CLAIMS SHALL BE STRICTLY AN ACT RESTRICTED TO THE CLAIMANT, THE CONTRACTOR AND HIS INSURANCE COMPANY.
9. ALL WORK TO BE PERFORMED WITHIN OR ON EXISTING INFRASTRUCTURE AND JURISDICTION RIGHT-OF-WAY, AS NOTED ON THE PLAN SHEETS.
10. EXISTING AMERICANS WITH DISABILITIES ACT (ADA) FEATURES SHALL BE MAINTAINED AND NOT IMPACTED BY CABLE AND EQUIPMENT INSTALLATION.

LEGEND:

EXISTING

NEW

	TYPE III SIGNAL STANDARD
	PEDESTRIAN SIGNAL STANDARD
	CONTROLLER CABINET
	SERVICE CABINET
	TYPE I ELECTRICAL JUNCTION BOX
	TYPE II ELECTRICAL JUNCTION BOX
	TYPE III ELECTRICAL JUNCTION BOX
	TYPE 8 ELECTRICAL JUNCTION BOX
	VEHICLE SIGNAL DISPLAY
	PEDESTRIAN DISPLAY
	PREEMPTION DETECTOR/INDICATOR
	MAST ARM SIGN
	CCTV
	WIRELESS RADIO
	TYPE 2 INDUCTION LOOP, DETECTOR #XX
	TYPE 1 INDUCTION LOOP, DETECTOR #XX
	CONSTRUCTION NOTE
	POLE NOTE
	WIRE NOTE. SEE SG04 FOR WIRING SCHEDULE



DESIGN DATE:	6/17/2026
AS-BUILT DATE:	
SCALES:	
HORIZONTAL:	AS SHOWN
VERTICAL:	N/A
CONTACTS:	
DESIGNED BY:	C.HILDNER
APPROVED BY:	S. BOICE
PROJ. ENGR.:	A. WESTERSUND

616 NE 4TH AVENUE
CAMAS, WA 98607
PH: (360) 834-3451

PUBLIC WORKS DEPARTMENT
ENGINEERING DIVISION
NW 38TH AVE. AND NW PARKER ST.
SIGNAL CABINET REPLACEMENT
LEGEND



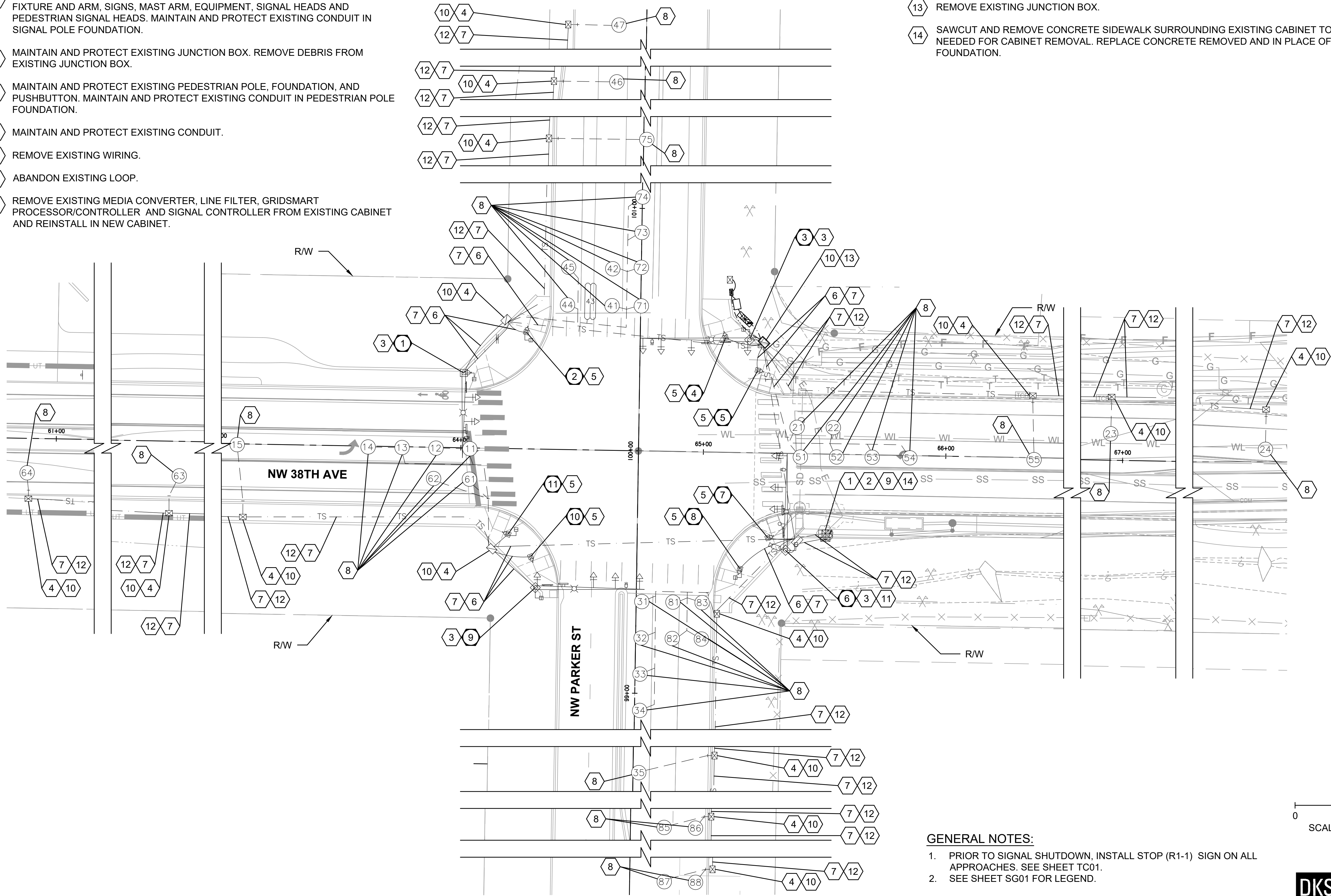
CAMAS PROJECT NUMBER STR23012	
STATUS	PAGE
<input type="checkbox"/> DRAFT <input checked="" type="checkbox"/> CONSTRUCTION <input type="checkbox"/> AS-BUILT	2 OF 8
CAMAS DRAWING NUMBER SG01	
CAMAS CATALOG NUMBER	

CONSTRUCTION NOTES:

- 1 REMOVE EXISTING TRAFFIC SIGNAL CONTROLLER CABINET AND SERVICE CABINET. SEE NOTE 9 FOR EQUIPMENT TO BE REMOVED AND RELOCATED. DEMO EXISTING CONTROLLER AND SERVICE CABINET CONCRETE FOUNDATION.
- 2 REMOVE EXISTING SERVICE CONNECTION.
- 3 MAINTAIN AND PROTECT EXISTING TRAFFIC SIGNAL POLE, FOUNDATION, LUMINAIRE FIXTURE AND ARM, SIGNS, MAST ARM, EQUIPMENT, SIGNAL HEADS AND PEDESTRIAN SIGNAL HEADS. MAINTAIN AND PROTECT EXISTING CONDUIT IN SIGNAL POLE FOUNDATION.
- 4 MAINTAIN AND PROTECT EXISTING JUNCTION BOX. REMOVE DEBRIS FROM EXISTING JUNCTION BOX.
- 5 MAINTAIN AND PROTECT EXISTING PEDESTRIAN POLE, FOUNDATION, AND PUSHBUTTON. MAINTAIN AND PROTECT EXISTING CONDUIT IN PEDESTRIAN POLE FOUNDATION.
- 6 MAINTAIN AND PROTECT EXISTING CONDUIT.
- 7 REMOVE EXISTING WIRING.
- 8 ABANDON EXISTING LOOP.
- 9 REMOVE EXISTING MEDIA CONVERTER, LINE FILTER, GRIDSMA RT PROCESSOR/CONTROLLER AND SIGNAL CONTROLLER FROM EXISTING CABINET AND REINSTALL IN NEW CABINET.

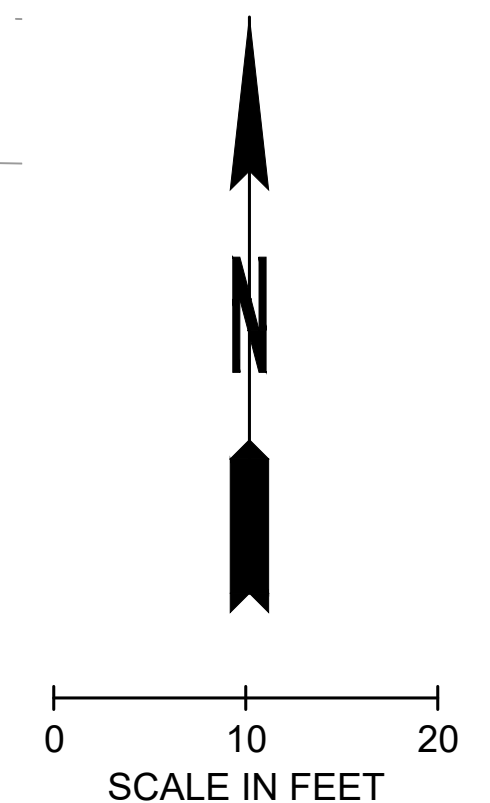
CONSTRUCTION NOTES (CONTINUED):

- 10 DISCONNECT EXISTING LOOPS FROM DETECTOR LOOP CABLE IN JUNCTION BOX AND ABANDON EXISTING LOOP STUB OUT.
- 11 MAINTAIN AND PROTECT EXISTING GRIDSMA RT BELL CAMERA , PTZ CAMERA AND WIRELESS RADIO.
- 12 ABANDON EXISTING CONDUIT.
- 13 REMOVE EXISTING JUNCTION BOX.
- 14 SAWCUT AND REMOVE CONCRETE SIDEWALK SURROUNDING EXISTING CABINET TO NEAREST JOINT AS NEEDED FOR CABINET REMOVAL. REPLACE CONCRETE REMOVED AND IN PLACE OF REMOVED CABINET FOUNDATION.



GENERAL NOTES:

- 1. PRIOR TO SIGNAL SHUTDOWN, INSTALL STOP (R1-1) SIGN ON ALL APPROACHES. SEE SHEET TC01.
- 2. SEE SHEET SG01 FOR LEGEND.



CALL
2 BUSINESS DAYS
BEFORE YOU DIG
1-800-424-5555
"it's the law"
CLARK COUNTY UTILITIES COORDINATING COUNCIL

DESIGN DATE:	6/17/2026
AS-BUILT DATE:	
HORIZONTAL:	AS SHOWN
VERTICAL:	N/A
DESIGNED BY:	C. HILDNER
APPROVED BY:	S. BOICE
PROJ. ENGR.:	A. WESTERSUND

616 NE 4TH AVENUE
CAMAS, WA 98607
PH: (509) 834-3451

PUBLIC WORKS DEPARTMENT
ENGINEERING DIVISION
NW 38TH AVE. AND NW PARKER ST.
SIGNAL CABINET REPLACEMENT
SIGNAL REMOVAL PLAN

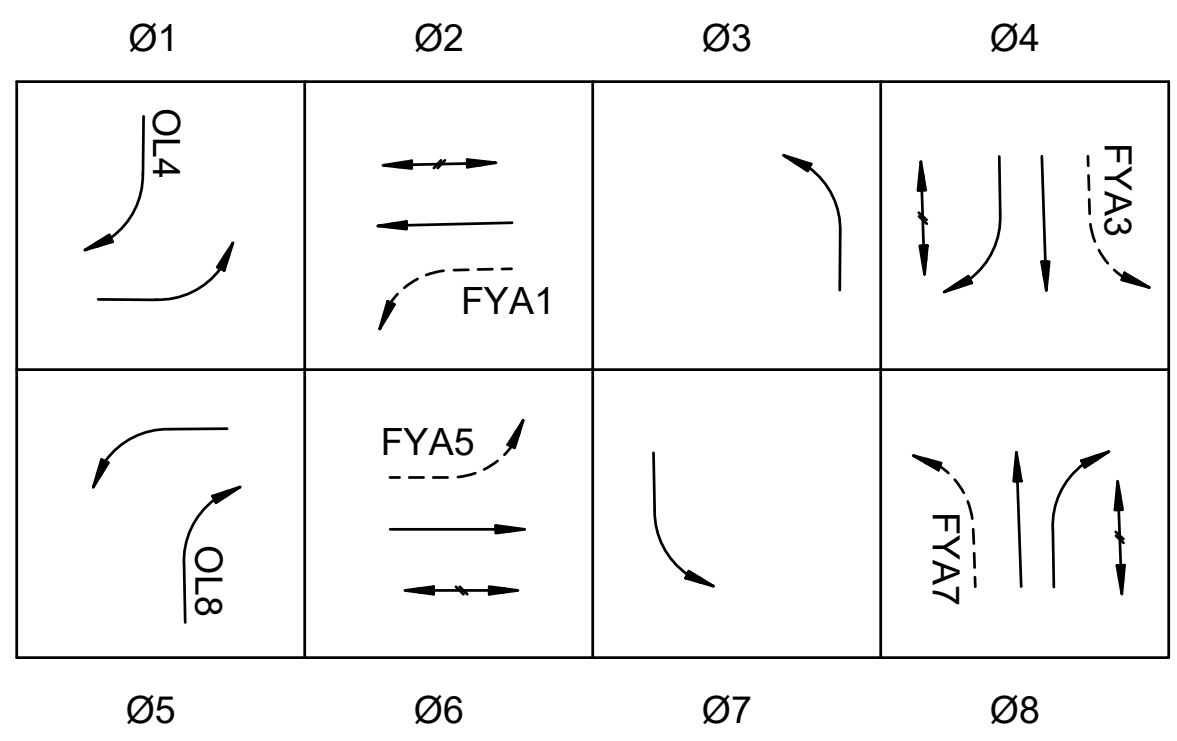
CAMAS PROJECT NUMBER STR23012	
STATUS	PAGE
<input type="checkbox"/> DRAFT	3 OF 8
<input checked="" type="checkbox"/> CONSTRUCTION	
<input type="checkbox"/> AS-BUILT	
CAMAS DRAWING NUMBER SG02	
CAMAS CATALOG NUMBER	

1050 SW 6th Avenue, Suite 600
Portland, Oregon 97204
www.dksassociates.com

CONSTRUCTION NOTES:

- 1 INSTALL TYPE "P" CABINET. CONFIRM FINAL LOCATION WITH ENGINEER. SEE SHEET SG06 FOR DETAILS.
- 2 COORDINATE WITH CLARK COUNTY FOR INSTALLATION OF TS2 CPU MODULE AND EQUIPMENT REMOVED ON SG02 TO BE REINSTALLED. CONTACT MARK RODGERS (MARK.RODGERS@CLARK.WA.GOV OR 360-903-9010)
- 3 INSTALL CONDUIT JOIN.
- 4 MAINTAIN AND PROTECT EXISTING JUNCTION BOX.
- 5 INSTALL MILBANK SERVICE CABINET (CATALOG NUMBER: CP3B1111FA22APSP1). CONFIRM FINAL LOCATION WITH ENGINEER.
- 6 INSTALL TYPE 8 JUNCTION BOX.
- 7 MAINTAIN AND PROTECT EXISTING POWER SUPPLY VAULT

PHASE SEQUENCE DIAGRAM



PRE-EMPT ASSIGNMENTS

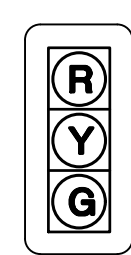
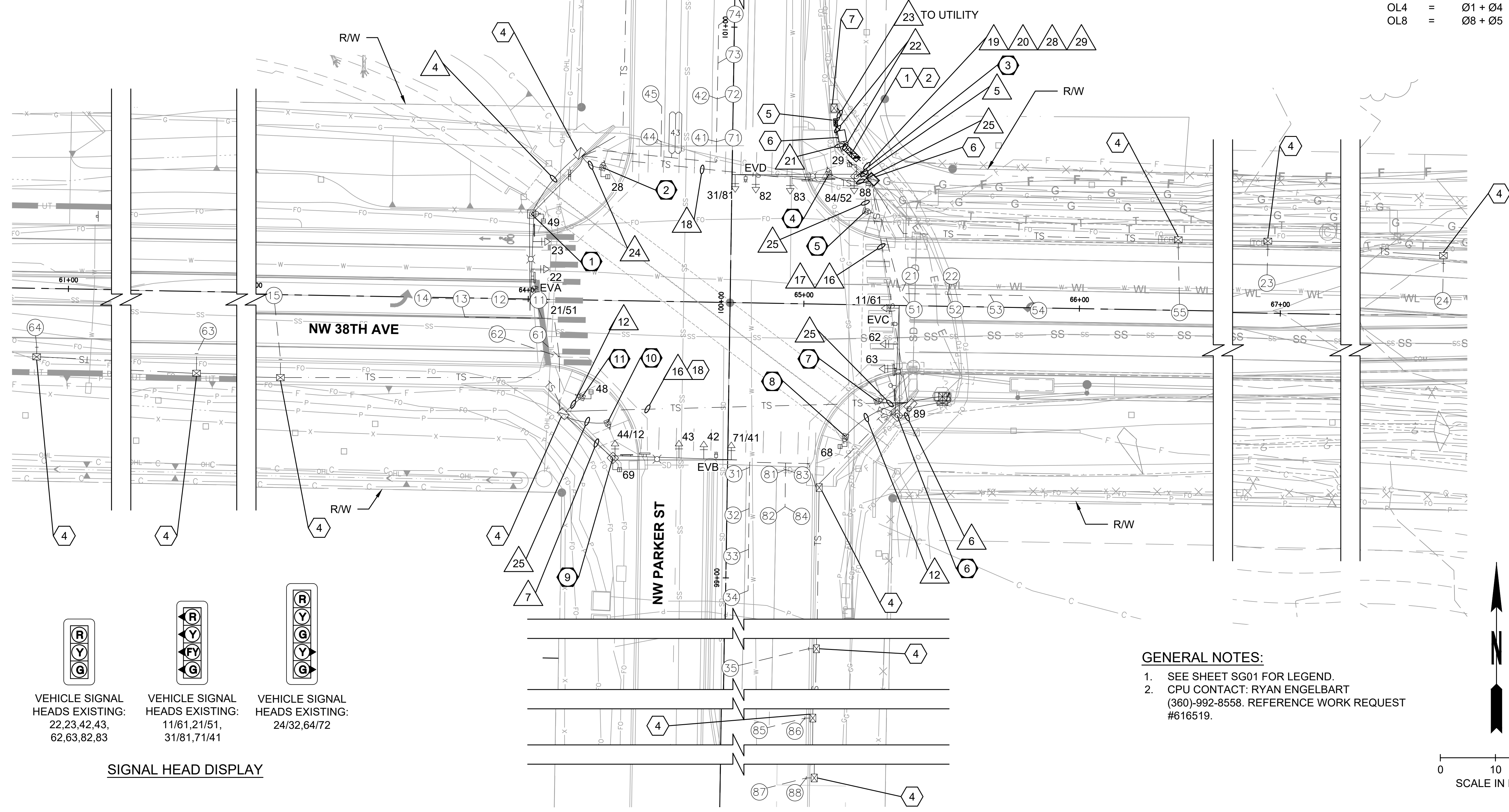
- A = Ø2 & Ø5
- B = Ø4 & Ø7
- C = Ø1 & Ø6
- D = Ø3 & Ø8

FLASHING YELLOW ARROW (FYA)


FYA ASPECT	SWITCH PACK OUTPUT
Ø1	P2Y = OL1
Ø3	P4Y = OL3
Ø5	P6Y = OL5
Ø7	P8Y = OL7

OVERLAPS

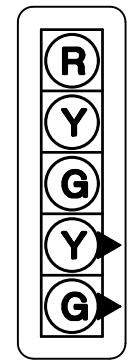
- OL4 = Ø1 + Ø4
- OL8 = Ø8 + Ø5



VEHICLE SIGNAL HEADS EXISTING:
22,23,42,43,
62,63,82,83



VEHICLE SIGNAL HEADS EXISTING:
11/61,21/51,
31/81,71/41

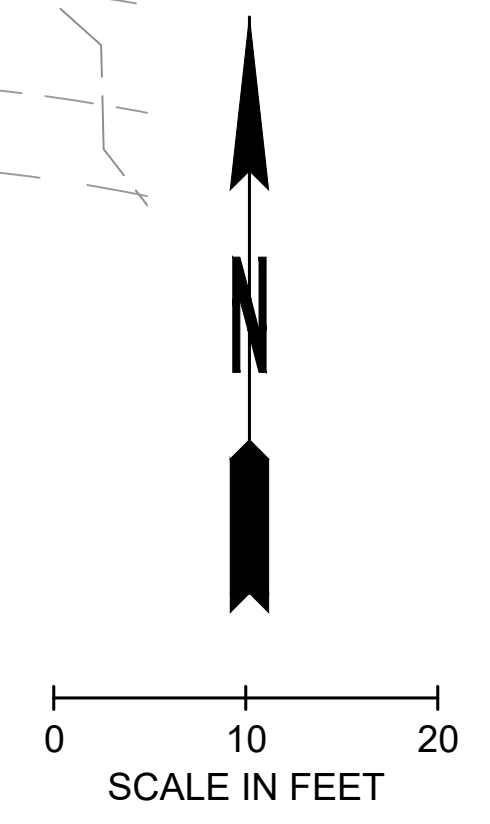


VEHICLE SIGNAL HEADS EXISTING:
24/32,64/72

SIGNAL HEAD DISPLAY

GENERAL NOTES:

- 1. SEE SHEET SG01 FOR LEGEND.
- 2. CPU CONTACT: RYAN ENGELBART (360)-992-8558. REFERENCE WORK REQUEST #616519.



CALL 2 BUSINESS DAYS BEFORE YOU DIG
1-800-424-5555
"it's the law"
CLARK COUNTY UTILITIES COORDINATING COUNCIL

DESIGN DATE:	AS-BUILT DATE:	HORIZONTAL:	VERTICAL:	CONTACTS:	DESIGNED BY:	APPROVED BY:	PROJ. ENGR.:
6/17/2026		AS SHOWN	N/A	C-HILDNER	S. BOICE	A. WESTERSUND	

616 NE 4TH AVENUE
CAMAS, WA 98607
PH: (360) 834-3451

PUBLIC WORKS DEPARTMENT
ENGINEERING DIVISION
NW 38TH AVE. AND NW PARKER ST.
SIGNAL CABINET REPLACEMENT
SIGNAL MODIFICATION PLAN

CAMAS PROJECT NUMBER STR23012	
STATUS	PAGE
<input type="checkbox"/> DRAFT <input checked="" type="checkbox"/> CONSTRUCTION <input type="checkbox"/> AS-BUILT	4 OF 8
CAMAS DRAWING NUMBER SG03	
CAMAS CATALOG NUMBER	

1050 SW 6th Avenue, Suite 600
Portland, Oregon 97204
www.dksassociates.com

WIRING SCHEDULE

RUN NO.	RACEWAY CONDUIT SIZE	2cs LOOPS	2cs PED. BUTTON	5c PED. HEADS	2cs PE INDICAT.	3cs PE DETECT.	5c VEHICLE HEADS	#8 ILLUM. POWER	#10 ILLUM. CONTROL	CAT-6
4	2" (EX)		1	1	1	1	2	2		
5	3" (EX)			2	1	1	3	2		
6	3" (EX)			1	1	1	2	2	2	3
7	2" (EX)			1	1	1	3	2		
12	2" (EX)		1	1						
16	3.5" (EX)		2	2	1	1	3	2		
17	3.5" (EX)		2	2	1	1	2	2	2	3
18	3.5" (EX)		2	2	1	1	2	2		
19	3.5"		2	2	1	1	2			
20	3.5"		1	2	1	1	3			
21	2"							8	2	
22	2"	CONTROLLER POWER 3 - #6								
23	2"	SERVICE POWER 3 - #2								
24	1.5" (EX)		1	1						
25	1.5"		1							
28	3.5"		2	2	1	1	3			
29	3.5"		2	2	1	1	2			3

C = CONDUCTOR
 CS = SHIELDED CONDUCTOR
 EX = EXISTING

DESIGN DATE:	6/17/2026
AS-BUILT DATE:	
SCALES:	
HORIZONTAL:	AS SHOWN
VERTICAL:	N/A
CONTACTS:	
DESIGNED BY:	C. HILDNER
APPROVED BY:	S. BOICE
PROJ. ENGR.:	A. WESTERSUND



616 NE 4TH AVENUE
 CAMAS, WA 98607
 PH: (360) 834-3451

PUBLIC WORKS DEPARTMENT
 ENGINEERING DIVISION
 NW 38TH AVE. AND NW PARKER ST.
 SIGNAL CABINET REPLACEMENT
 WIRING SCHEDULE




CAMAS PROJECT NUMBER
 STR23012

STATUS	PAGE
<input type="checkbox"/> DRAFT <input checked="" type="checkbox"/> CONSTRUCTION <input type="checkbox"/> AS-BUILT	5 OF 8

CAMAS DRAWING NUMBER
SG04







CAMAS CATALOG NUMBER

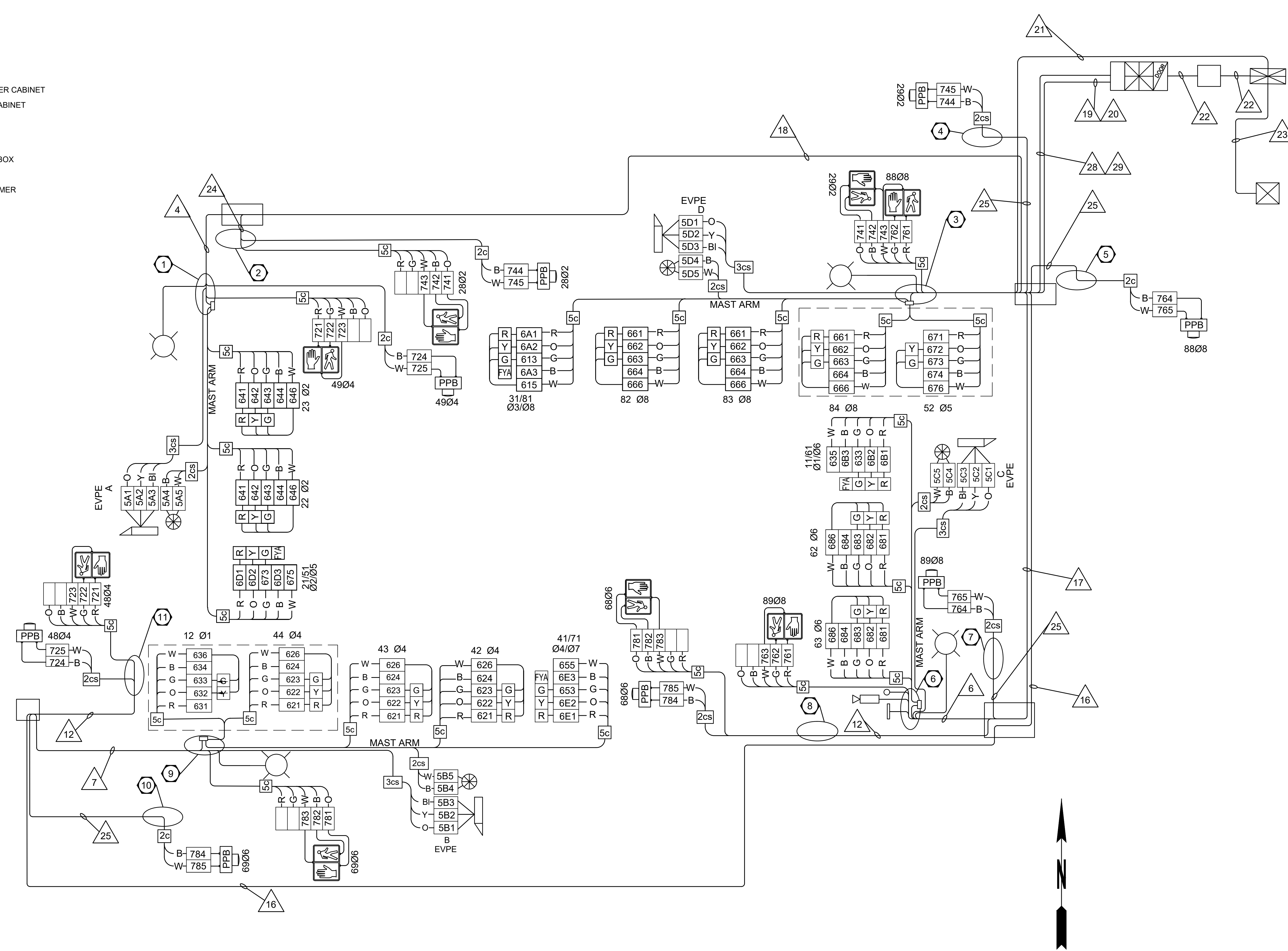


1050 SW 6th Avenue, Suite 600
 Portland, Oregon 97204
 www.dksassociates.com



CALL
 2 BUSINESS DAYS
 BEFORE YOU DIG
 1-800-424-5555
 "it's the law"
 CLARK COUNTY UTILITIES COORDINATING COUNCIL

- LEGEND**
-  CONTROLLER CABINET
 -  SERVICE CABINET
 -  WIRE NOTE
 -  POLE NOTE
 -  JUNCTION BOX
 -  TRANSFORMER



CALL
2 BUSINESS DAYS
BEFORE YOU DIG
1-800-424-5555
"it's the law"
CLARK COUNTY UTILITIES COORDINATING COUNCIL

DESIGN DATE:	6/17/2026
AS-BUILT DATE:	
SCALES:	
HORIZONTAL:	AS SHOWN
VERTICAL:	N/A
CONTACTS:	C-HILDNER
DESIGNED BY:	S. BOICE
APPROVED BY:	
PROJ. ENGR.:	A. WESTERSUND

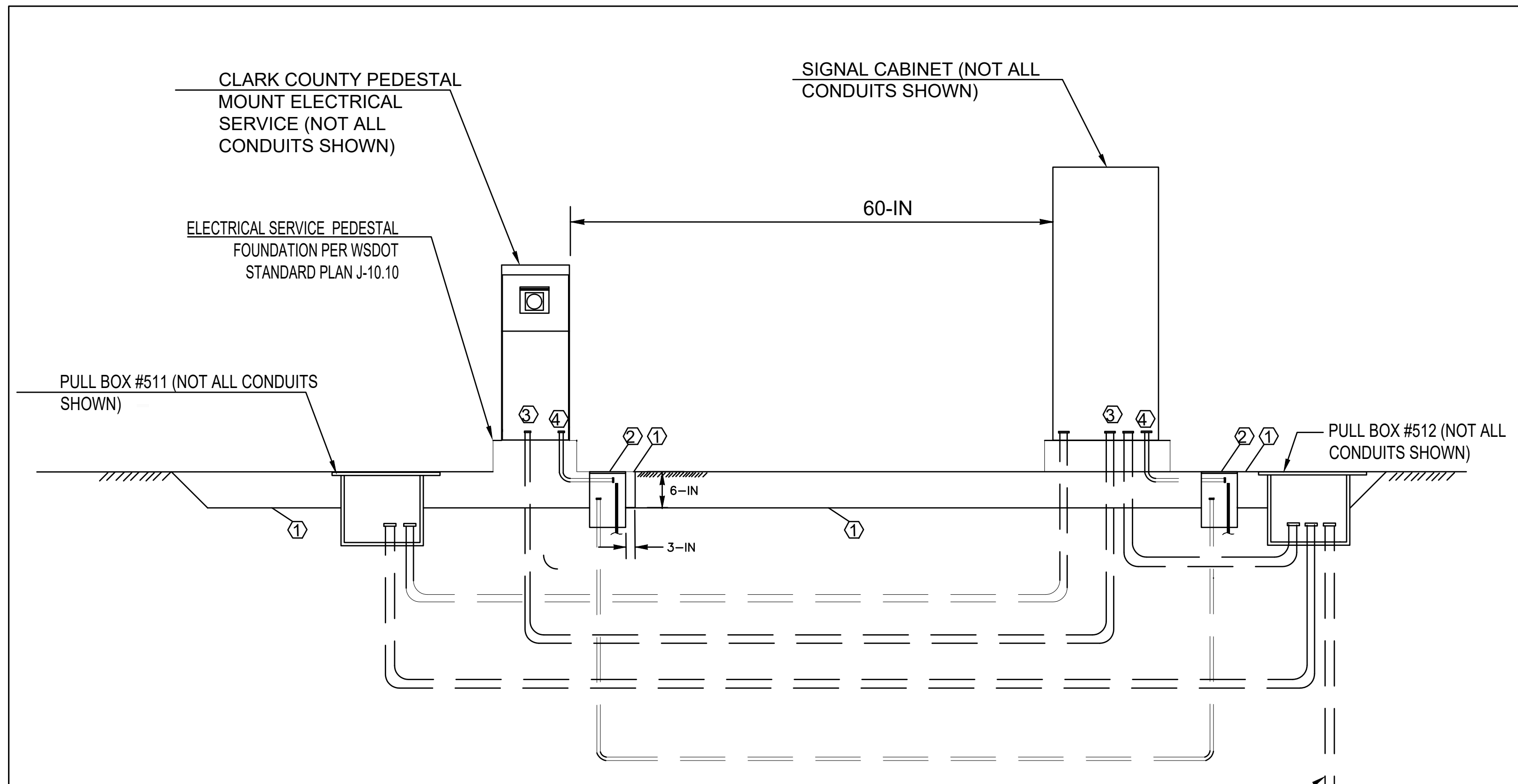


616 NE 4TH AVENUE
CAMAS, WA 98607
PH: (509) 834-3451

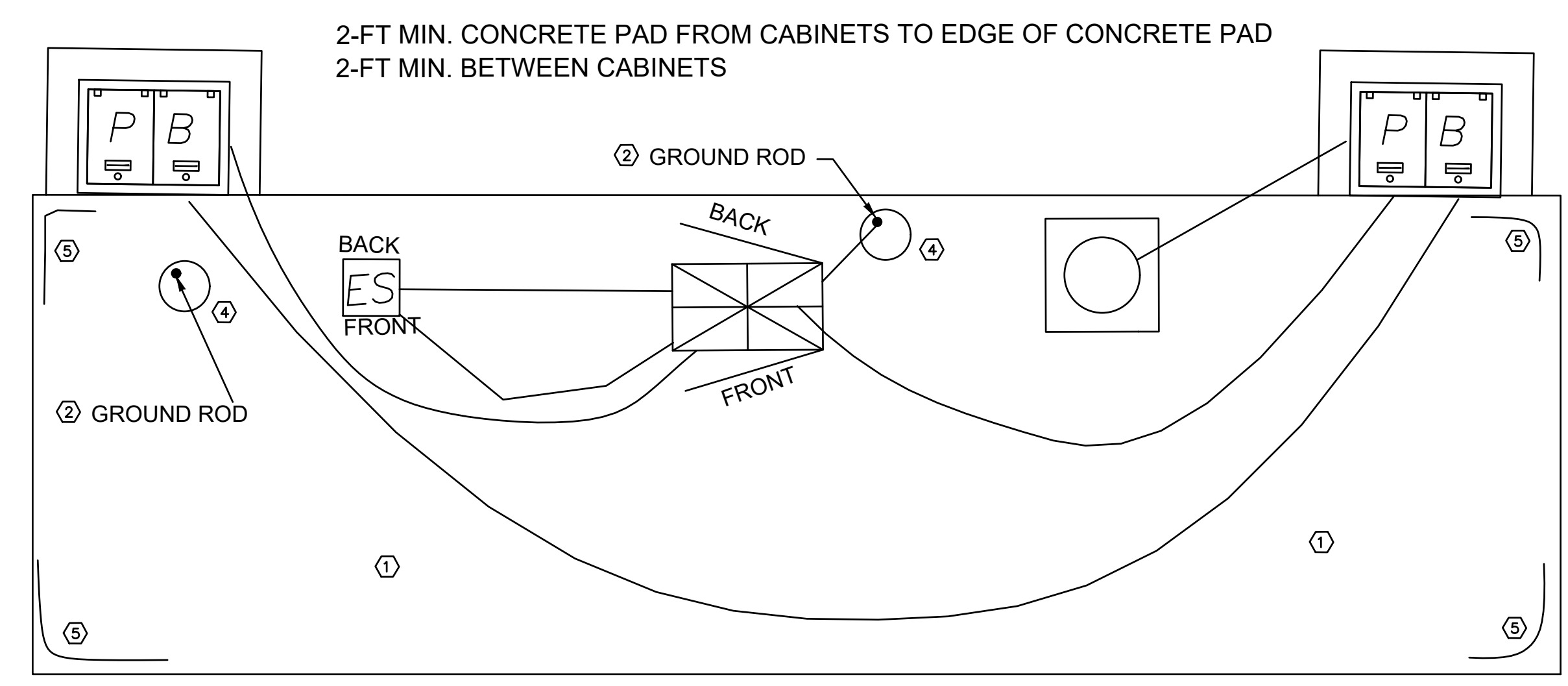
PUBLIC WORKS DEPARTMENT
ENGINEERING DIVISION
NW 38TH AVE. AND NW PARKER ST.
SIGNAL CABINET REPLACEMENT
SIGNAL DETAILS



CAMAS PROJECT NUMBER STR23012	
STATUS	PAGE
<input type="checkbox"/> DRAFT	6 OF 8
<input checked="" type="checkbox"/> CONSTRUCTION	
<input type="checkbox"/> AS-BUILT	
CAMAS DRAWING NUMBER SG05	
CAMAS CATALOG NUMBER	



GENERAL CABINET LAYOUT



PLAN VIEW OF CABINET PAD (NTS)

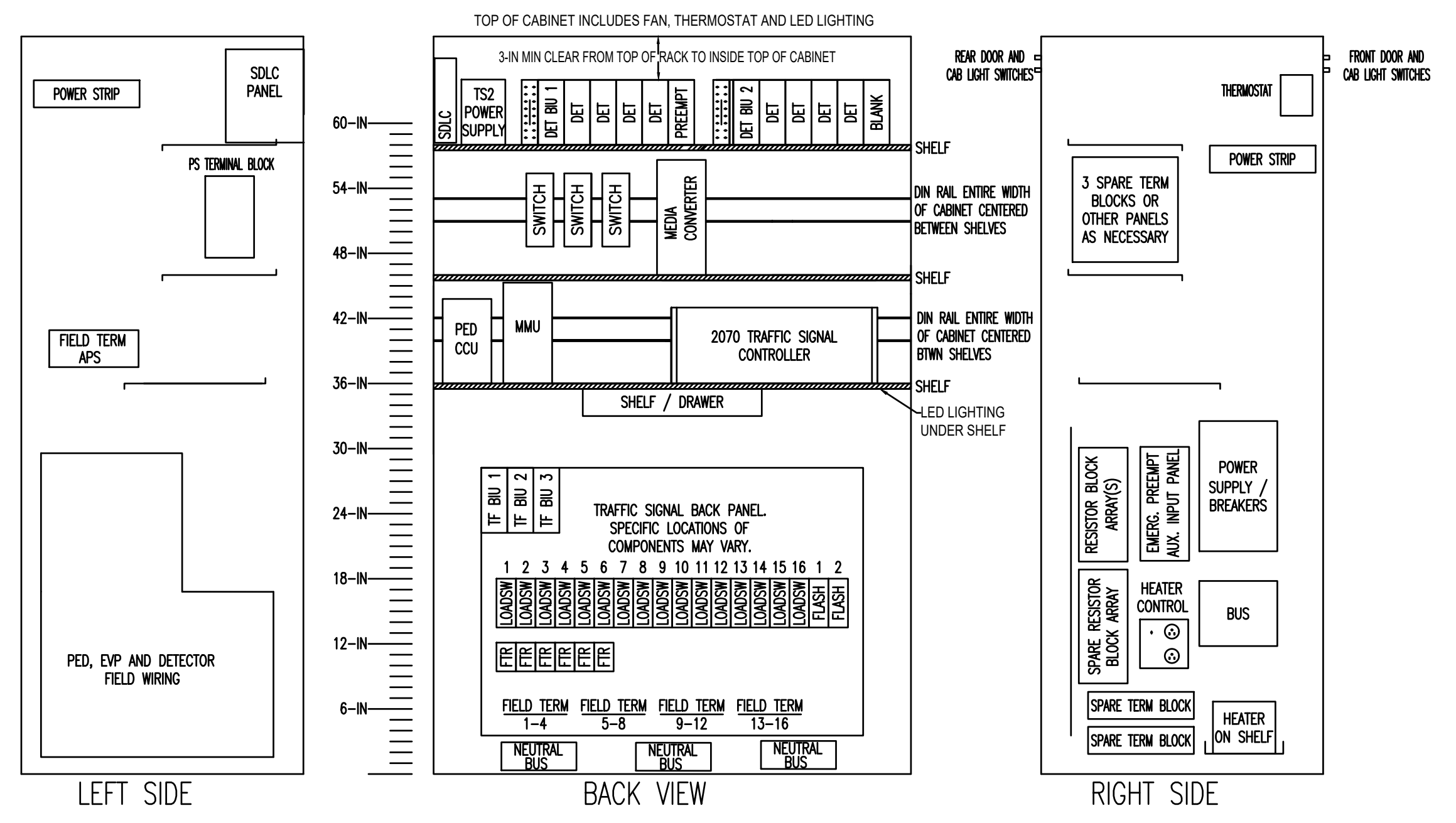
SEE WSDOT STANDARD PLAN J-10.10 "CABINET ORIENTATION, CONDUIT LAYOUT AND FOUNDATION DETAILS" FOR DETAILS NOT SHOWN

- ① INSTALL 6-IN THICK CONCRETE PAD, ENTIRE WIDTH OF PAD, BETWEEN THE FACE OF CABINET (FRONT SIDE) AND BACK OF WALK, OR IF NO ADJACENT WALK, 24-IN MINIMUM AT BACK OF CABINET.
- ② DRIVE GROUND RODS BEFORE PLACING CONCRETE. MOVE ROD(S) AND DRAIN TILE(S) WITH COVER(S) AS REQUIRED TO ACHIEVE FULL GROUND PENETRATION. MAINTAIN A 6-FT MINIMUM CLEARANCE BETWEEN GROUND RODS AS DETAILED ON WSDOT STANDARD PLAN J-60.05 "TYPICAL GROUNDING DETAILS".
- ③ ALL METAL CONDUITS PENETRATING CABINET SHALL BE TERMINATED WITH GROUNDING END BELL BUSHING AND BONDED TO THE CABINET GROUNDING BUS. THE END BELL BUSHING ON PVC CONDUIT SHALL EXTEND 2 INCHES MINIMUM AND 3 INCHES MAX ABOVE THE COUPLING.
- ④ CONDUITS FOR SERVICE GROUNDING ELECTRODES - PER WSDOT STANDARD PLAN J-60.05 "TYPICAL GROUNDING DETAILS".
- ⑤ ALL REINFORCING STEEL SHALL BE EMBEDDED 2 INCHES BELOW SURFACE OF CONCRETE. USE #4 HOOPS AND REBAR FOR CABINET FOOTING PER WSDOT STANDARD PLAN J-10.10 "CABINET ORIENTATION, CONDUIT LAYOUT AND FOUNDATION DETAILS"

NEMA "STRETCH P" CABINET LAYOUT

THIS DRAWING SHOWS THE GENERAL CABINET LAYOUT FOR CLARK COUNTY NEMA TS2 TYPE 1 "STRETCH P" TYPE CABINET.

THE CABINET VENDOR MAY PROPOSE ALTERNATE CONFIGURATIONS DEPENDING ON THE SPECIFIC REQUIREMENTS OF THE PROJECT.



CALL 2 BUSINESS DAYS BEFORE YOU DIG
1-800-424-5555
"it's the law"
CLARK COUNTY UTILITIES COORDINATING COUNCIL

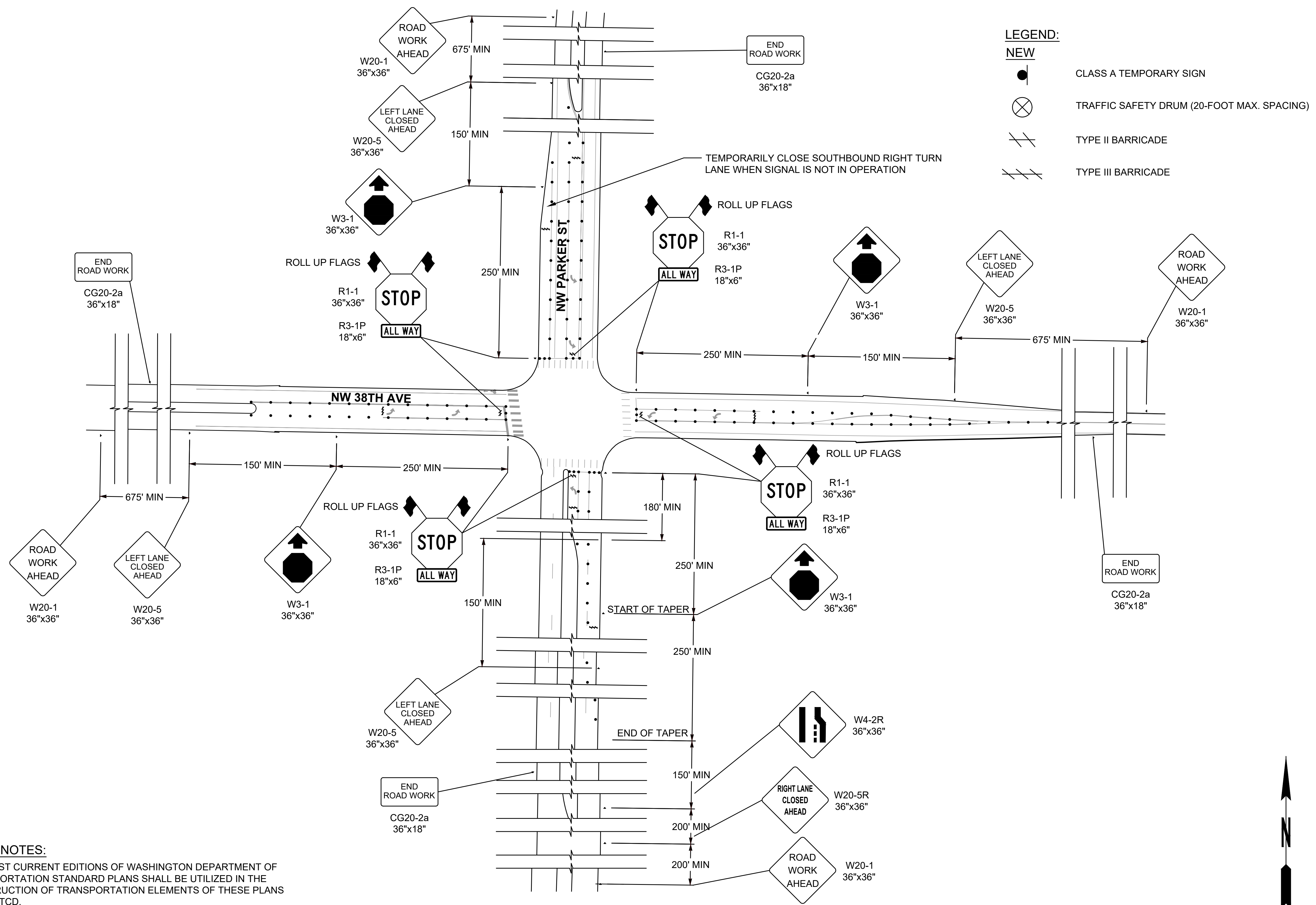
DESIGN DATE:	6/17/2026
AS-BUILT DATE:	
SCALES:	
HORIZONTAL:	AS SHOWN
VERTICAL:	N/A
CONTACTS:	
DESIGNED BY:	C-HILDNER
APPROVED BY:	S. BOICE
PROJ. ENGR.:	A. WESTERSUND

616 NE 4TH AVENUE
CAMAS, WA 98607
PH: (360) 834-3451

PUBLIC WORKS DEPARTMENT
ENGINEERING DIVISION
NW 38TH AVE. AND NW PARKER ST.
SIGNAL CABINET REPLACEMENT
SIGNAL DETAILS

CAMAS PROJECT NUMBER	STR23012
STATUS	PAGE
<input type="checkbox"/> DRAFT	7 OF 8
<input checked="" type="checkbox"/> CONSTRUCTION	
<input type="checkbox"/> AS-BUILT	

CAMAS DRAWING NUMBER	SG06
CAMAS CATALOG NUMBER	



GENERAL NOTES:

1. THE MOST CURRENT EDITIONS OF WASHINGTON DEPARTMENT OF TRANSPORTATION STANDARD PLANS SHALL BE UTILIZED IN THE CONSTRUCTION OF TRANSPORTATION ELEMENTS OF THESE PLANS AND MUTCD.
2. CONTRACTOR SHALL REPORT ALL DAMAGES IMMEDIATELY TO THE CITY'S PUBLIC WORKS DEPARTMENT OR CONTACT THE INSPECTOR ON THE JOB.
3. BAG ALL EXISTING SIGNAL HEADS WHEN INTERSECTION IS UNDER STOP CONTROL.
4. REFERENCE SPECIAL PROVISIONS SECTION 1-07.23(1) FOR ALLOWABLE LANE AND ROAD CLOSURE REQUIREMENTS.

CALL 2 BUSINESS DAYS BEFORE YOU DIG
1-800-424-5555
"it's the law"
CLARK COUNTY UTILITIES COORDINATING COUNCIL

DATES	
DESIGN DATE:	6/17/2026
AS-BUILT DATE:	
SCALES	
HORIZONTAL:	AS SHOWN
VERTICAL:	N/A
CONTACTS	
DESIGNED BY:	C. HILDNER
APPROVED BY:	S. BOICE
PROJ. ENGR.:	A. WESTERSUND

616 NE 4TH AVENUE
CAMAS, WA 98607
PH: (360) 834-3451

PUBLIC WORKS DEPARTMENT
ENGINEERING DIVISION
NW 38TH AVE. AND NW PARKER ST.
SIGNAL CABINET REPLACEMENT
TEMPORARY TRAFFIC CONTROL PLAN

CAMAS PROJECT NUMBER STR23012	
STATUS	PAGE
<input type="checkbox"/> DRAFT <input checked="" type="checkbox"/> CONSTRUCTION <input type="checkbox"/> AS-BUILT	8 OF 8
CAMAS DRAWING NUMBER TC01	
CAMAS CATALOG NUMBER	

1050 SW 6th Avenue, Suite 600
Portland, Oregon 97204
www.dksassociates.com